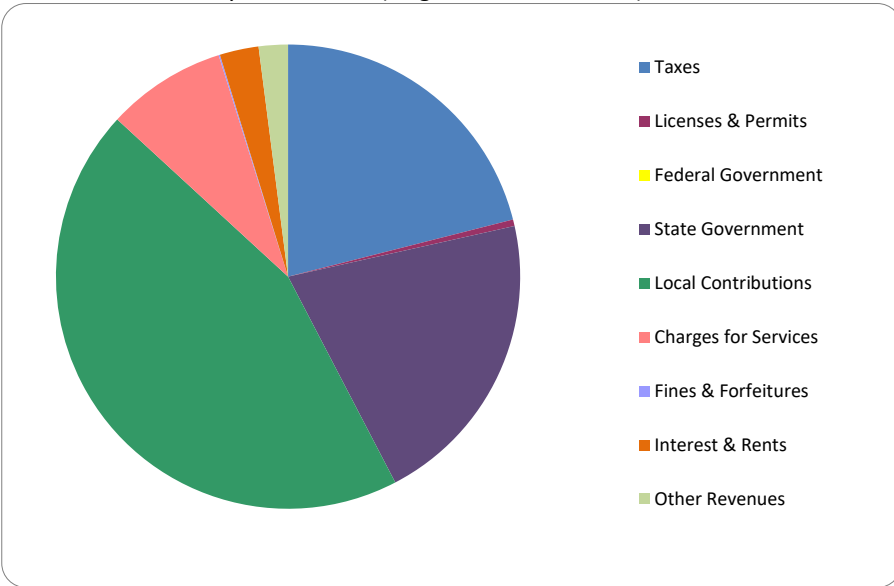


**CITIZEN'S GUIDE TO LOCAL UNIT FINANCES - (33-3020)**

**REVENUES**

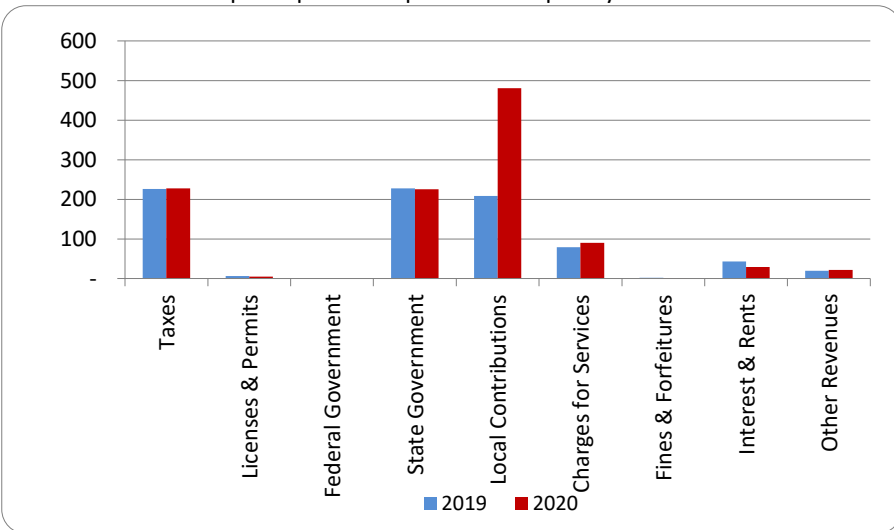
**1. Where our money comes from (all governmental funds)**



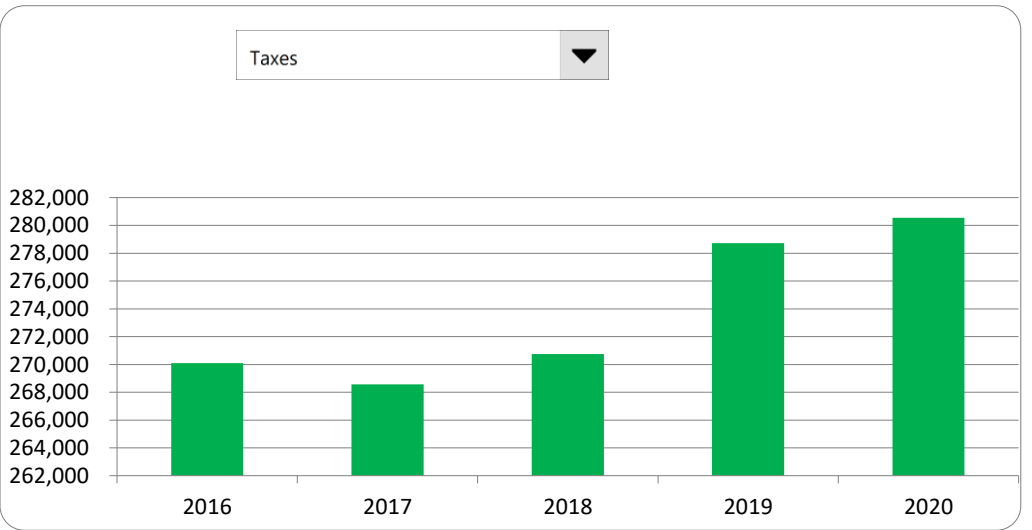
**2. Compared to the prior year**

	<u>2019</u>	<u>2020</u>	<u>% change</u>
Taxes	\$ 278,734	\$ 280,537	0.65%
Licenses & Permits	7,543	6,095	-19.20%
Federal Government	-	-	N/A
State Government	280,778	278,083	-0.96%
Local Contributions	257,495	593,062	130.32%
Charges for Services	97,417	111,011	13.95%
Fines & Forfeitures	1,846	1,235	-33.10%
Interest & Rents	53,308	36,142	-32.20%
Other Revenues	24,520	27,092	10.49%
<b>Total Revenues</b>	<b>\$ 1,001,641</b>	<b>\$ 1,333,257</b>	<b>33.11%</b>

**3. Revenue sources per capita - compared to the prior year**



**4. Historical trends of individual sources**



**Commentary:**

For more information on our unit's finances, contact Debbie Nogle at 517-851-7435.